

An aerial photograph of a large container ship docked at a port. The ship is blue and red, with 'HYUNDAI' written on its side. It is surrounded by numerous blue gantry cranes and stacks of colorful shipping containers. The port is situated on a body of water, with a road and other port infrastructure visible in the background under a clear blue sky.

Building Resilient Ports: Sagarmala, Multimodal Connectivity, and Digital Innovation

Date: 22 August 2025

**Presenter: Vikash Kumar Chauhan, Maritime Expert,
Ministry of Ports, Shipping and Waterways**

Indian Maritime Sector Overview



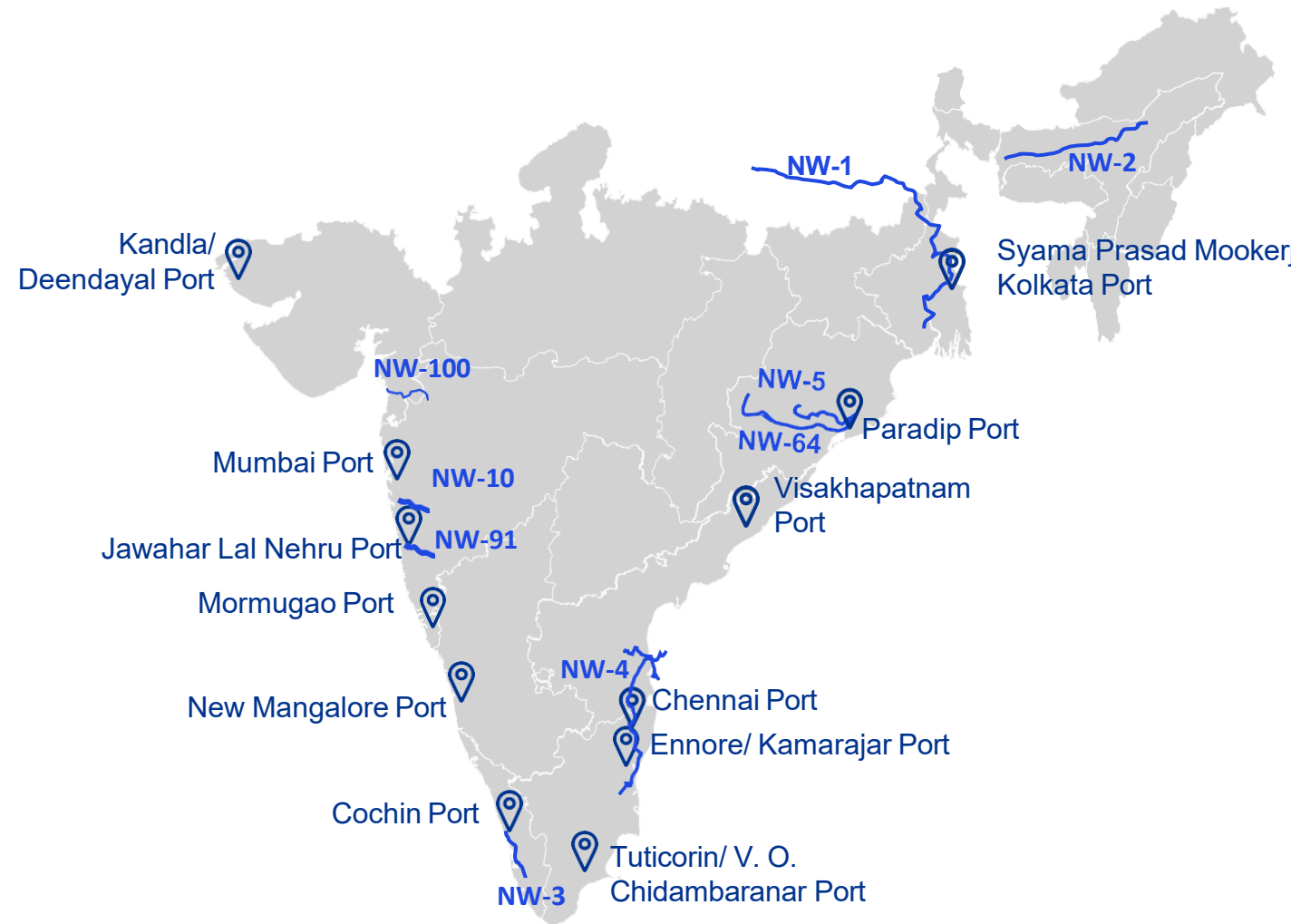
- Total Ports In India
 - Major Ports: **12 + 2 notified**
 - Other than Major Ports: **200+**
- Total Cargo Handling Capacity: **2,762 MTPA (~80%)**
- Total Cargo Traffic Handled: **1,600 MTPA (~50%)**



- Indian flagged vessels: **1,549**
- Seafarers: **3.2 lakh+ (~150%)**
- Lighthouses: **200+**
- Over **18 lakh** tourist footfall in last year



- No. of operational National Waterways (NWs): **29 (Length 4,862 km)**
- IWT Cargo handled: **146 MTPA (~630%)**
- Coastal Shipping cargo handled: **198 MTPA (~80%)**



 Major Ports  National Waterways (NWs)

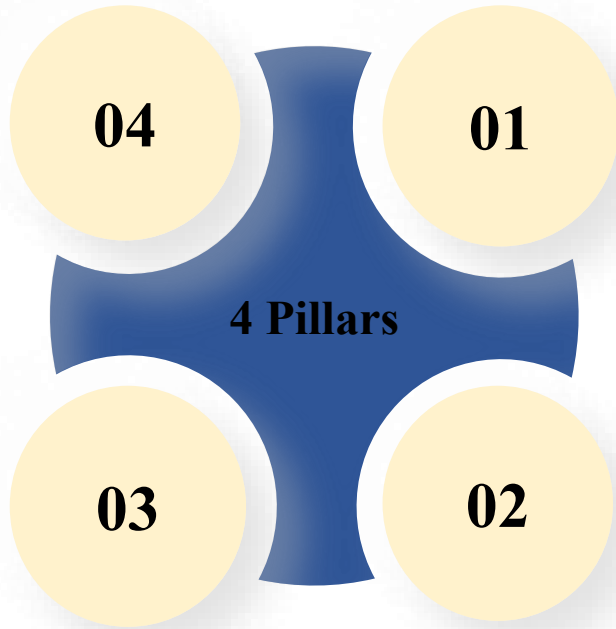
Indian shipping sector snapshot

Metric	FY 14	Current	2030	2047
Rank in ship building	23	16	10	5
Shipbuilding output (Million GT)	-	0.1	0.6	4.5
Rank in ship ownership	17	16	10	5
Indian owned Indian flagged tonnage (Million GT)	-	13.6	35	150
Coastal Shipping- Cargo movement (Million Tonnes)	87	165	230	1,300
Inland waterways- Cargo handled (Million Tonnes)	16	145	200	500

Sagarmala Overview

India's flagship maritime initiative worth **₹9,490 crore** invested across **122 projects**—impacting across 4 pillars of Sagarmala. Of the total, **77** have already been **completed** worth ₹5,088 crore

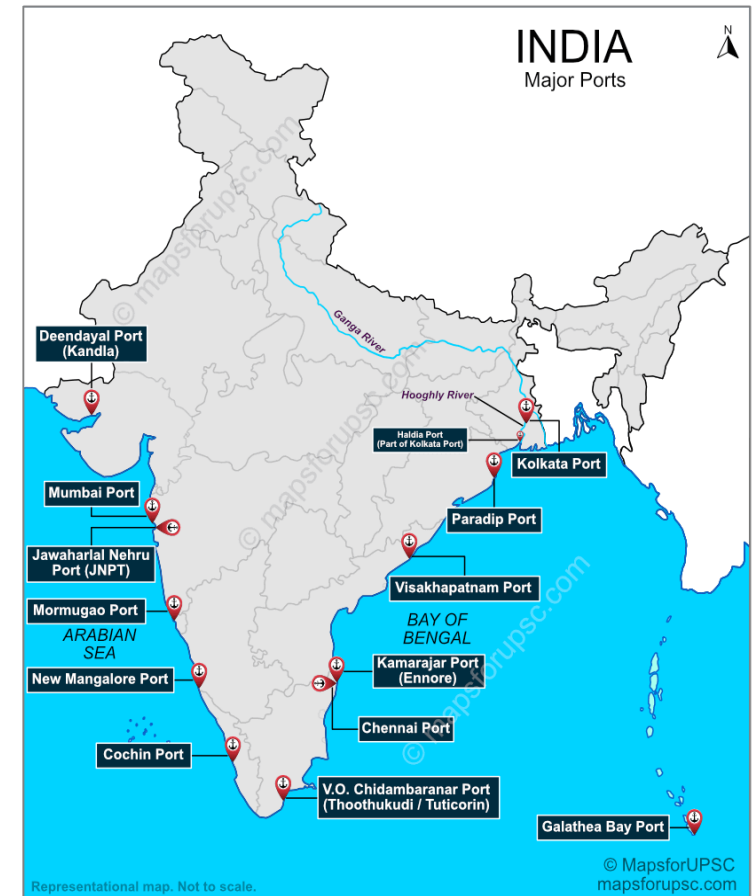
Coastal Community Development




Port Modernization

Port-led Industrialization

Port Connectivity



Impact Areas



TURNAROUND TIME REDUCED
FROM 93 HOURS TO 48 HOURS

Reduce logistics cost

Reduce logistics cost

Lower logistics costs

Create jobs and develop skills

Sagarmala Scheme & Port Connectivity


122 projects sanctioned (~₹ 9,490 Crore)

77 projects completed (~₹ 5,088 Crore)

- 17 Port Modernisation Projects (₹ 865 Crore)
- 11 Fishing Harbour (₹ 1,057 Crore): > 30,000 fishermen
- 5 Coastal berths (₹ 122 Crore) : 6.35 MMTPA
- 16 Ro-Pax/ Passenger ferry (₹ 603 Crore): >35 lakh pax.
- DDU-GKY: 7,000+ trained & 3,000+ placed

Action Plan

- Scheme **extension** for next 5 years with **enhanced outlay** of ~ ₹ **10,000 Crore**
- 20 Rail/Road Connectivity Projects Ongoing in **15 Ports**
- **100+ Last mile** Road/Rail projects to be implemented



Fish Landing Centre at
Kunthukal (TN)

- **60% EXIM Ports** connected by NH/Rail
- Connectivity planning through **PM Gati Shakti**

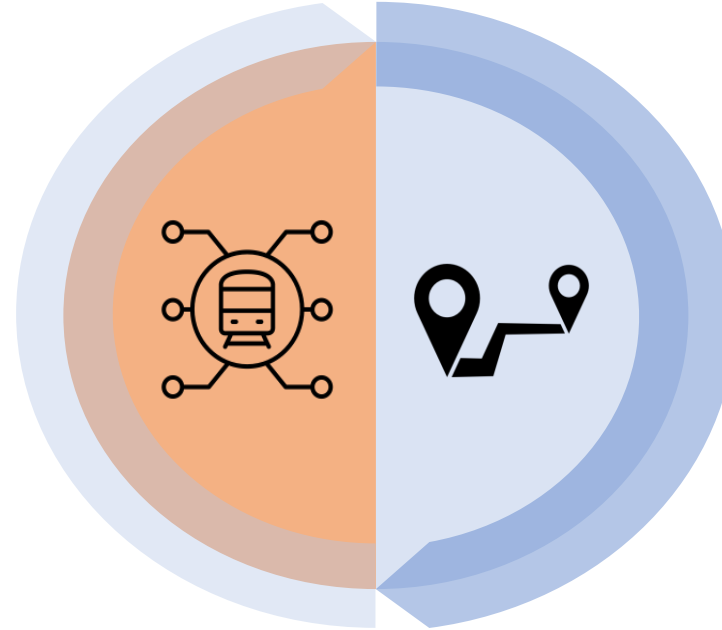


Ghogha & Hazira
ROPAX ferry

Multimodal Connectivity & Geospatial Planning

137 Rail projects

- Rail Connectivity with Major Port: 79 projects
- Rail Connectivity with Other than Major Port: 58 projects



181 Road projects

- Road Connectivity with Major Port: 55 projects
- Road Connectivity with Other Than Major Port: 115 projects
- Road Connectivity for Other Ports (IWT, MMT): 11 projects

Achievement

38th Rank in Logistics Performance Index
(54th rank in 2014)

~3,400 km length of road & rail network added



Comprehensive Port Plan
prepared (298 projects)

'Report on Connectivity of Ports to Industrial Nodes' prepared. 62 new road & rail infra gaps identified

Thank You

